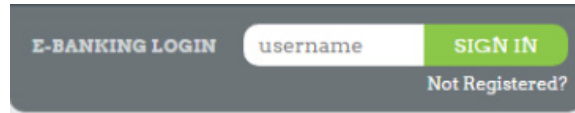


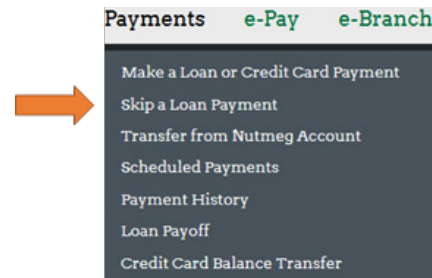
## STEP 1



First, log into your e-Banking account at [www.nutmegstatefcu.org](http://www.nutmegstatefcu.org) or via your Mobile Application.

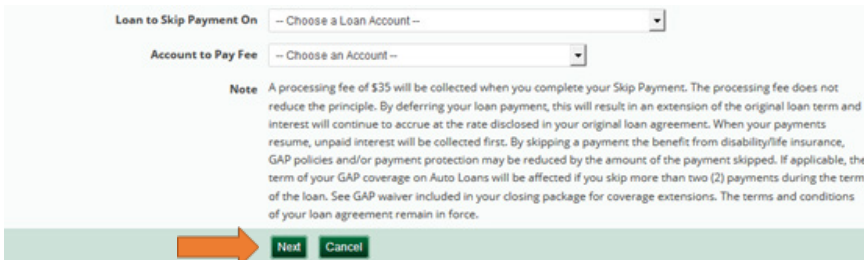
## STEP 2

Choose Skip A Loan Payment in the Payments drop-down menu.



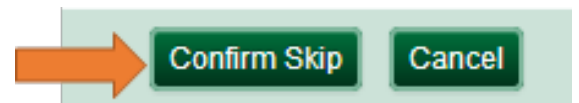
## STEP 3

Select the loan you would like to Skip a Payment on and the Account you would like to charge the Skip a Payment fee to.



## STEP 4

If you agree to the disclosure and the correct loan and share are selected, select Confirm Skip.



## STEP 5

If the loan is qualified for a skip a pay, you will receive a confirmation message stating the skip-a-pay has been processed. If the loan does not qualify, a message will state the reason why the skip-a-pay has been denied at this time.

If you have any questions or concerns, please contact us at 860-513-5000.